



Commonwealth Healthcare Corporation

Commonwealth of the Northern Mariana Islands



CNMI Weekly Syndromic Surveillance Report

EPI WEEK 17 EPI WEEK DATE: April 26, 2026 – May 02, 2026

Clinic	Influenza-Like-Illness (ILI)		Diarrhea (DIA)		Prolonged Fever (PF)		Acute Fever and Rash (AFR)		Total Encounters	
	Last week	Current week	Last week	Current week	Last week	Current week	Last week	Current week	Last week	Current week
CHCC Family Care Clinic	0	1	0	0	3	0	0	0	397	409
CHCC Women's Clinic	0	0	0	0	0	0	0	0	167	109
CHCC Children's Clinic	6	2	7	2	5	2	0	0	191	140
CHCC Emergency Room	8	9	10	6	4	3	0	1	383	349
Saipan Health Clinic	-	-	-	-	-	-	-	-	-	-
Marianas Health Services	0	0	0	0	0	0	0	0	132	131
Kagman Isla Community Health	0	0	0	0	0	0	0	0	0	70
Southern Isla Community Health	0	0	0	0	0	0	0	0	57	74
Tinian Isla Community Health	0	0	0	0	0	0	0	0	0	17
CHCC Lucia "Chiang" Villagomez Arizapa Health Center*	0	0	0	2	0	1	0	0	69	82
CHCC Rota Health Center	0	0	0	1	1	0	0	0	74	82
CHCC MCATS	0	0	0	3	2	1	0	0	267	509
	14	12	17	14	15	7	0	1	1737	1972

*CHCC Tinian Health Center was renamed to LCVA Health Center.

ALERTS AND TRENDS

- ILI: Stable** from previous week
- DIA: Decrease** from previous week
- PF: Decrease** from previous week
- AFR: Stable** from previous week

KEY TAKEAWAYS

- **46% Decrease in Prolonged Fever cases** were seen this Epi Week (#17) compared to the average of the previous 3 Epi Weeks.
- **12% Decrease in Influenza-Like Illness cases** were seen this Epi Week (#17) compared to the average of the previous 3 Epi Weeks.
- **27% Increase in Diarrhea Cases** were seen this Epi Week (#17) compared to the average of the previous 3 Epi Weeks.
- **1 Influenza case: 1 Flu B**

Syndromes	Epi Week				Percent (%) change from current week to previous 3 weeks	Antimicrobial Resistant (AMR) Infections		
	17	16	15	14		Organism	EW 17	2026 YTD Totals
Influenza-Like Illness	12	14	7	20	-12%	MRSA	1	13
Diarrhea	14	17	7	9	27%	VRE	0	0
Prolonged Fever	7	15	13	11	-46%	ESBL	1	46
Acute Fever and Rash	1	0	0	0	*Unstable due to low counts	CRE	0	0



Commonwealth Healthcare Corporation

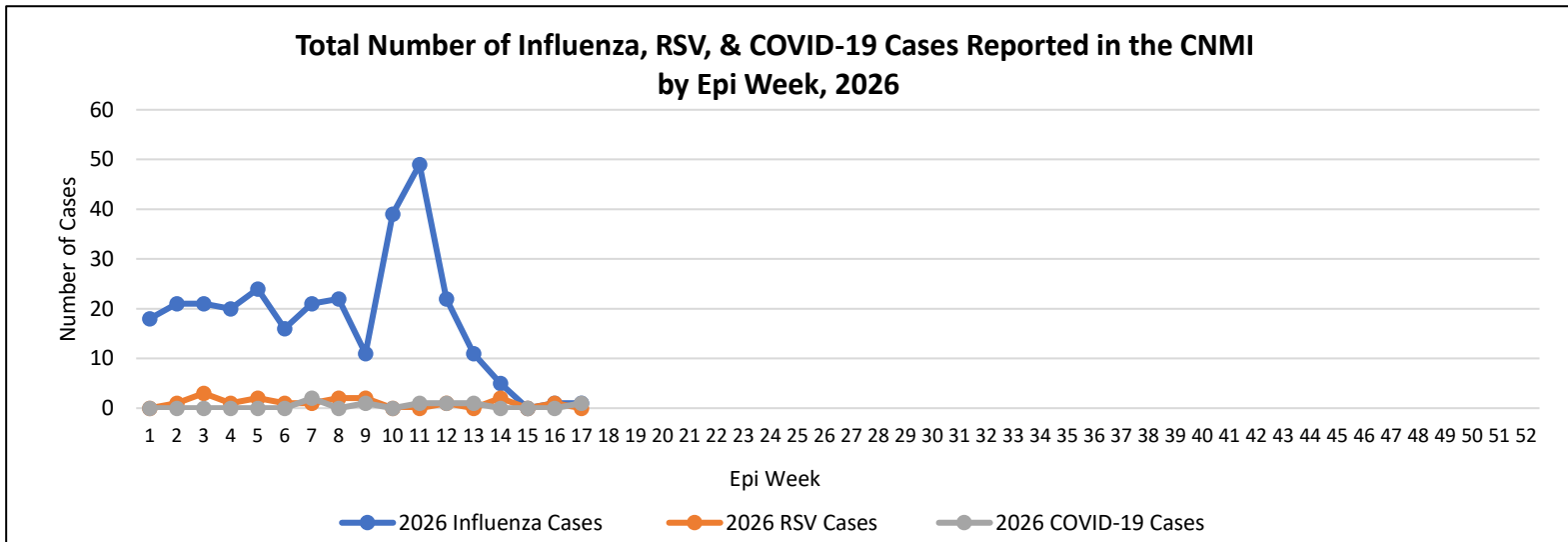
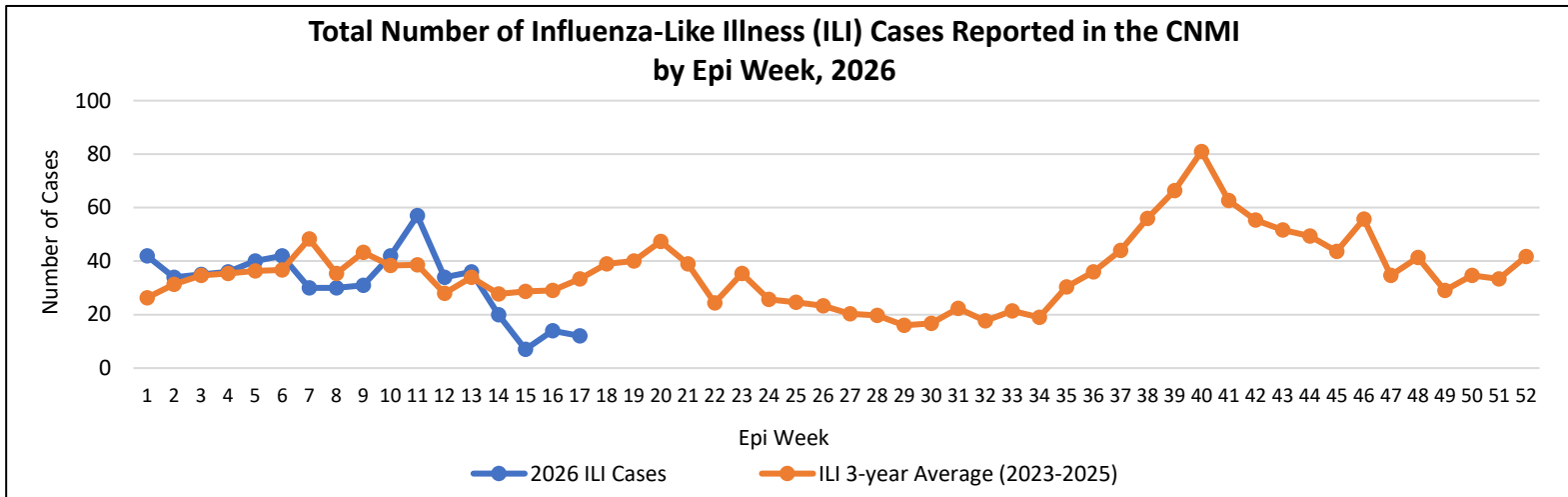
Commonwealth of the Northern Mariana Islands



CNMI Weekly Syndromic Surveillance Trends

EPI WEEK 17

EPI WEEK DATE: April 26, 2026 – May 02, 2026





Commonwealth Healthcare Corporation

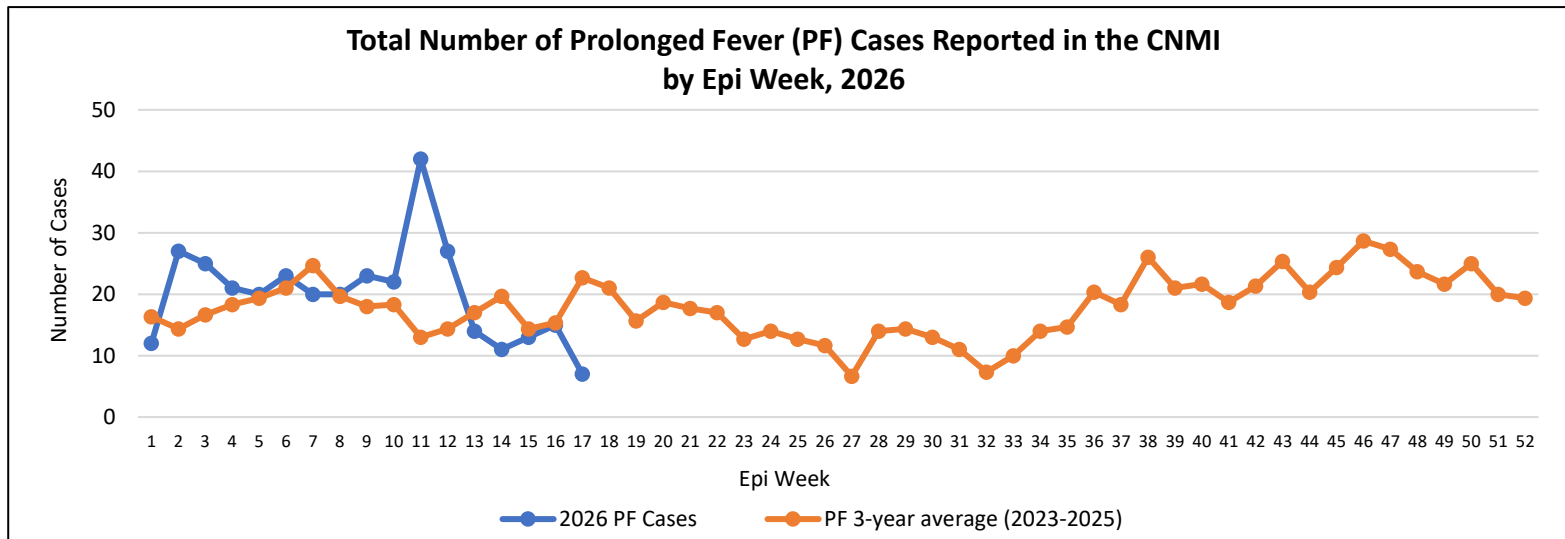
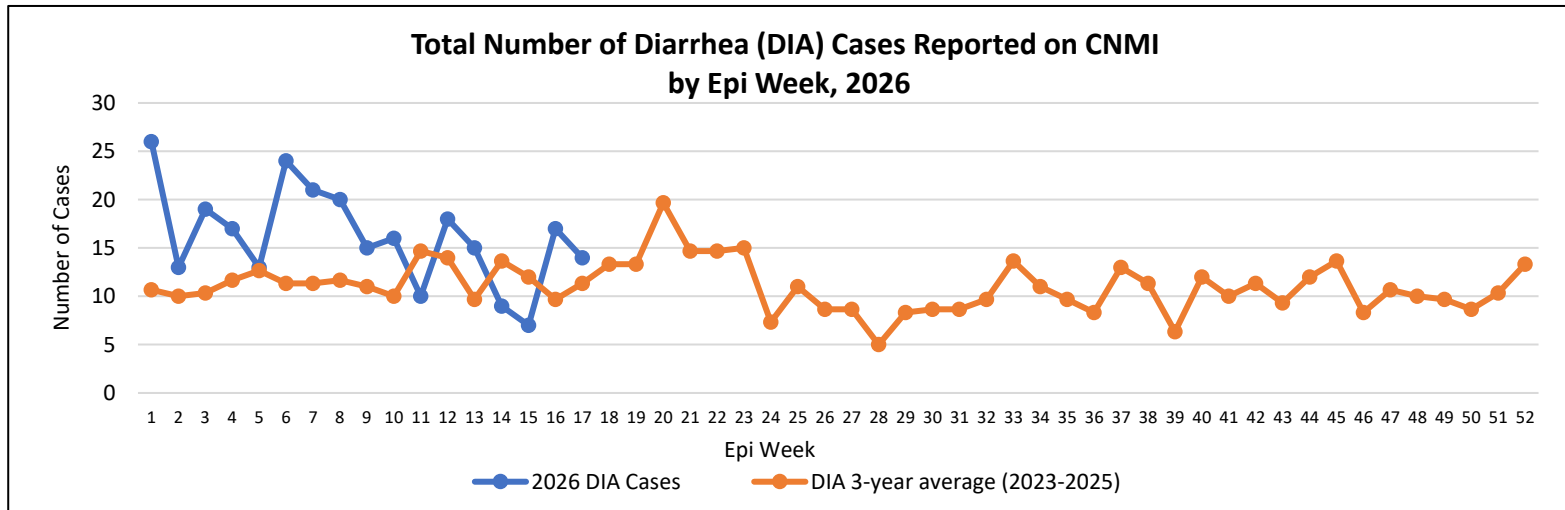
Commonwealth of the Northern Mariana Islands



CNMI Weekly Syndromic Surveillance Trends

EPI WEEK 17

EPI WEEK DATE: April 26, 2026 – May 02, 2026





Commonwealth Healthcare Corporation

Commonwealth of the Northern Mariana Islands



CNMI Weekly Notifiable Disease Report for Select NNDs

EPI WEEK 17 **EPI WEEK DATE:** April 26, 2026 – May 02, 2026

In the table below, weekly and year to date counts are displayed for Epi Week 17 and 2026, respectively. Additionally, a 3-year weekly average is calculated for the same Epi Week from the previous 3 years (2023-2025) for comparison to the current week. Incidence rates are calculated for 2025 and 2026 using the estimated population for the CNMI from the U.S. Census Bureau.

Condition	Epi Week 17	2026 YTD	3-year weekly average counts	2026 YTD Incidence Rates*	2025 Incidence Rates*
Enteric Diseases:					
Campylobacter	1	13	1	25.6	37.3
Ciguatera fish poisoning	0	4	0	7.9	13.7
Salmonella	0	5	0	9.8	58.9
Environmental:					
Elevated Blood Lead Levels	0	0	0	0.0	2.0
Sexually Transmitted Infections:					
Chlamydia	5	54	4	106.3	371.0
Gonorrhea	0	4	1	7.9	35.3
Syphilis	0	6	0	11.8	33.4
Respiratory Infections:					
Influenza	1	302	(-)	594.7	1270.0
RSV	0	17	(-)	33.5	45.1
COVID-19	1	7	16	13.8	447.5
Tuberculosis:					
TB, Confirmed	0	2	1	3.9	35.3
TB, Under Investigation	0	8	0	15.8	5.9

*Rate per 100,000; Data are preliminary and subject to change. CNMI population estimates were determined using 2025 and 2026 Census International Database (https://www.census.gov/data-tools/demo/idb/#/country?YR_ANIM=2021&COUNTRY_YR_ANIM=2021&FIPS_SINGLE=CQ)



Commonwealth Healthcare Corporation

Commonwealth of the Northern Mariana Islands



CNMI Weekly Health & Vital Statistics Report

REPORTING PERIOD: EPI YEAR 2026 as of EPI WEEK 17

The statistics on births, deaths, and causes of deaths in this report are derived from birth and death registrations processed daily at the Health and Vital Statistics Office.

<ul style="list-style-type: none"> • Number of births: 14(166) • Average: 10(per week) • Infections present and/or treated during pregnancy: <ul style="list-style-type: none"> ○ Chlamydia: 0(9) ○ Gonorrhea: 0(0) ○ Syphilis: 0(0) ○ Hepatitis B: 0(1) ○ Hepatitis C: 0(0) ○ COVID-19: 0(0) • Substance use during pregnancy: <ul style="list-style-type: none"> ○ Cigarette smoking: 0(4) ○ Betelnut chewing: 0(7) ○ Betelnut chewing + tobacco: 0(6) ○ Alcohol use: 0(0) ○ Drug use: (Cannabis, Crystal meth- Ice, Opioid, Others, etc.) 0(0) ○ E-Cigarette use: 0(0) <ul style="list-style-type: none"> ▪ 3 months before pregnancy 0(0) ▪ During pregnancy 0(0) • Maternal risk factors in pregnancy: <ul style="list-style-type: none"> ○ Pre-pregnancy DM: 1(5) ○ Gestational DM: 2(26) ○ Pre-pregnancy HTN: 0(2) ○ Gestational HTN: 1(7) • Infant risk factors (Low survival births) <ul style="list-style-type: none"> ○ Birth weight < 1500 grams: 0(0) ○ Birth weight < 2500 grams: 0(9) ○ Gestation age < 37 weeks: 0(12) 	<ul style="list-style-type: none"> • Number of deaths: 5(83) • Average: 5(per week) • Number of deaths who received COVID-19 and Flu vaccine: <table border="1"> <thead> <tr> <th>Age range:</th> <th>< 5</th> <th>≥ 5</th> <th>12-17</th> <th>18 & over</th> </tr> </thead> <tbody> <tr> <td>Nº of death</td> <td>0(1)</td> <td>0(0)</td> <td>0(0)</td> <td>5(82)</td> </tr> <tr> <td>% COVID-19</td> <td>0%</td> <td>0%</td> <td>0%</td> <td>72%</td> </tr> <tr> <td>% Flu Vaccine</td> <td>0%</td> <td>0%</td> <td>0%</td> <td>0%</td> </tr> </tbody> </table> <p><i>Note: Received flu vaccine within ≤ 14 days before time of death.</i></p> • Mortality Surveillance: 5(83) <ul style="list-style-type: none"> ○ Non-communicable diseases: 4(64) <ul style="list-style-type: none"> ▪ Cancer related deaths 2(15) ▪ Tobacco related deaths 0(10) ○ Viral Respiratory Illnesses: 0(1) <ul style="list-style-type: none"> ▪ Acute upper respiratory infections 0(0) ▪ Influenza and pneumonia 0(1) ▪ Other acute lower respiratory infections 0(0) ▪ COVID-19 or other contributing conditions¹ 0(0) ○ Fetal Deaths²: 0(0) ○ Infant Deaths: 0(1) ○ Children (aged 1 - 4 years) Deaths: 0(0) ○ Maternal Deaths: 0(0) ○ Accident or Injury Related Deaths³: 1(3) <ul style="list-style-type: none"> ▪ Drowning: 0(0) ▪ Suicide: 0(1) ▪ Homicide: 1(1) ▪ Traffic fatality: 0(1) ▪ Drug and/or opioid overdose: 0(2) ▪ Poisoning: 0(0) 	Age range:	< 5	≥ 5	12-17	18 & over	Nº of death	0(1)	0(0)	0(0)	5(82)	% COVID-19	0%	0%	0%	72%	% Flu Vaccine	0%	0%	0%	0%
Age range:	< 5	≥ 5	12-17	18 & over																	
Nº of death	0(1)	0(0)	0(0)	5(82)																	
% COVID-19	0%	0%	0%	72%																	
% Flu Vaccine	0%	0%	0%	0%																	

¹ Other significant condition contributing to death but NOT resulting in the underlying cause. ² Fetal deaths = Fetus weighed ≥ 350 grams, or fetal demise > 20 weeks of completed gestation.

³ Accident or Injury related deaths = Manner of death beyond Natural Causes: accidental deaths (traffic and drowning), suicide, drug overdose, and poisoning.



Commonwealth Healthcare Corporation

Commonwealth of the Northern Mariana Islands

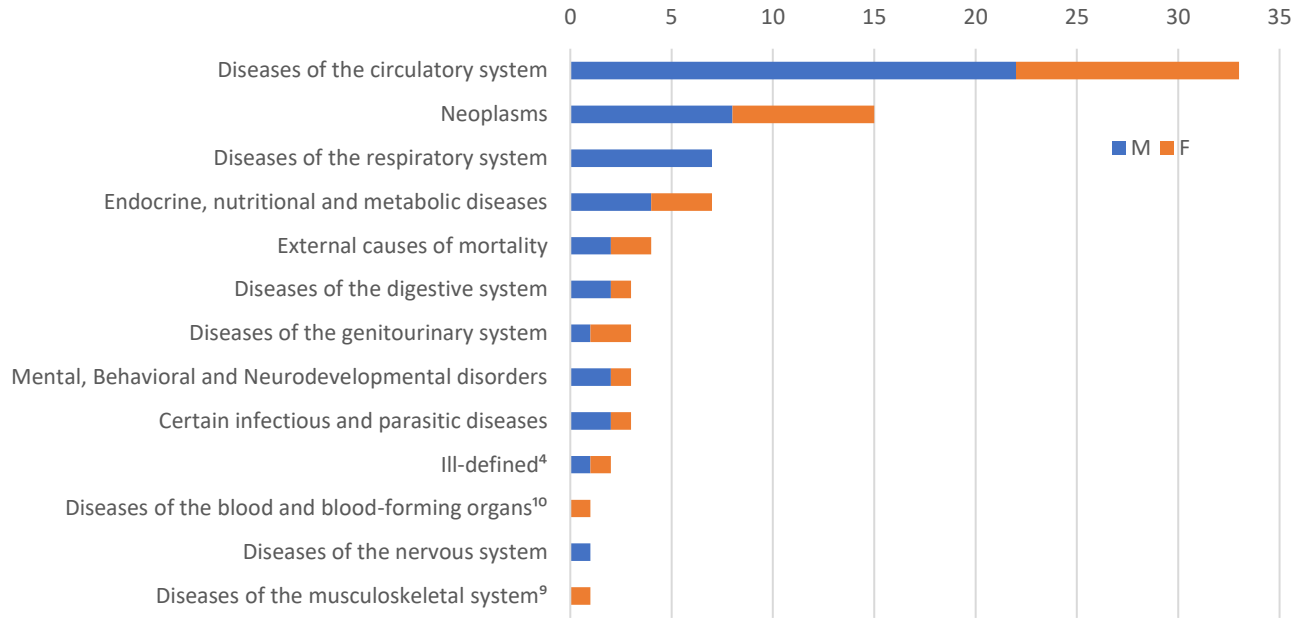


CNMI Weekly Health & Vital Statistics Report

REPORTING PERIOD: EPI YEAR 2026 as of EPI WEEK 17

The statistics on births, deaths, and causes of deaths in this report are derived from birth and death registrations processed daily at the Health and Vital Statistics Office.

Disease-specific causes of death by sex, January 04, 2026 - May 2, 2026



⁴Symptoms, signs and abnormal clinical and laboratory findings, not elsewhere classified; ⁵ Mental, Behavioral and Neurodevelopmental disorders; ⁶Certain conditions originating in the perinatal period; ⁷Congenital malformations, deformations and chromosomal abnormalities; ⁸Injury, poisoning and certain other consequences of external causes; ⁹Diseases of the musculoskeletal system and connective tissue, ¹⁰Diseases of the blood and blood-forming organs and certain disorders involving the immune mechanism

Vital events reported, January 04, 2026 - May 2, 2026

